



[Back](#)

Growth of Harmful Dinoflagellate *Margalefidinium polykrikoides* in Different Nutrient Concentrations

[Philippine Journal of Science](#) • [Article](#) • 2022

[Al-Has, Asilah^a](#); [Mohammad-Noor, Normawaty^a](#) ; [Shaleh, Sitti Raehanah Muhamad^b](#); [Adam, Aimimuliani^a](#); [Azrinor, Wan Arina^b](#); [+1 author](#)

^a Department of Marine Science, Kuliyah of Science, International Islamic University Malaysia, Jalan Sultan Ahmad Shah, Bandar Indera Mahkota, Pahang, Kuantan, 25200, Malaysia

[Show all information](#)

1 22th percentile
Citation

0.07
FWCI

[Full text](#) [Export](#) [Save to list](#)

Document	Impact	Cited by (1)	References (28)	Similar documents
----------	--------	--------------	-----------------	-------------------

Abstract

Margalefidinium polykrikoides blooms resulted in massive fish mortality in many countries around the world. The prevalence of booms is believed to be associated with the eutrophication of the coastal area. Therefore, this study aims to determine the effects of different nitrogen (N) and phosphorus (P) concentrations on the growth of M. polykrikoides. Experiments were conducted on M. polykrikoides isolated from the affected area by exposing the cell to various N and P ratio: seawater without the addition of N and P (SW), equal N:P ratio (NP), trial ratio of N and P (TR), F/2 medium (+NP), deficient N (–N), and deficient P (–P). The experiments were carried out in triplicates for 20 d in similar environmental conditions with the determination of density, specific growth rate, and cell size during the study period. Furthermore, nutrient concentrations nitrite+nitrate (NO₂[–] +NO₃[–]), phosphate (PO₄^{3–}), and ammonia (NH₄⁺) were measured initially in the medium and both nutrients and chlorophyll were determined at the end of the experiment. The results revealed that M. polykrikoides grew in all the experiments, but the growth patterns differed between the treatments. The highest specific growth rate (0.1901 ± 0.017 d^{–1}) with the highest cell density (1709 ± 68.21 cells mL^{–1}) with a long chain of cells was observed in TR during the exponential phase. However, cell size was significantly smaller in SW compared to other nutrient conditions during the exponential phase. This study shows that M. polykrikoides a flexible species in nutrient uptake, thus allowing the species to survive in different nutrient conditions. The understanding of this bloom mechanism is important in monitoring and management of this harmful species, particularly in Sabah coastal waters. © 2022, Department of Science and Technology. All rights reserved.

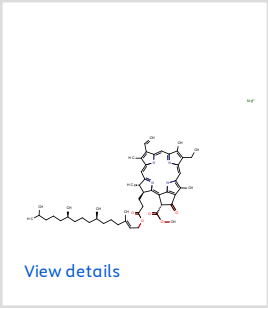
Author keywords

harmful algae; Margalefidinium polykrikoides; nitrate; nutrients; phosphate; red tide

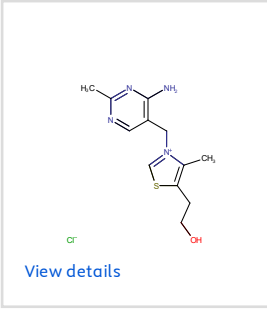
Reaxys Chemistry database information

Reaxys is designed to support chemistry researchers at every stage with the ability to investigated chemistry related research topics in peer-reviewed literature, patents and substance databases. Reaxys retrieves substances, substance properties, reaction and synthesis data.

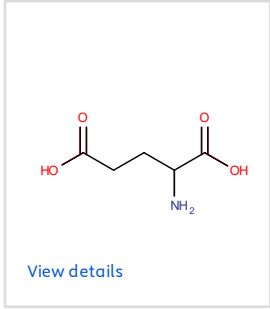
Substances View all substances (3)



View details



View details



View details

Powered by Reaxys[®]

Funding details

Details about financial support for research, including funding sources and grant numbers as provided in academic publications.

Funding sponsor	Funding number	Acronym
BMRI		
Ministry of Higher Education See opportunities by MOHE ↗	JKM/ MBS.1000-2/2 JLD.12	MOHE
Sabah Biodiversity Centre See opportunities by SaBC ↗		SaBC

Funding text
This work was supported by the Fundamental Research Grant Scheme (19-038-0646) from Malaysia’s Ministry of High Education and under the License Ref. No. JKM/ MBS.1000-2/2 JLD.12 (37) from the Sabah Biodiversity Centre. We would like to express our appreciation to the BMRI for their assistance during the study.

Corresponding authors

Corresponding author	N. Mohammad-Noor
Affiliation	Department of Marine Science, Kulliyah of Science, International Islamic University Malaysia, Jalan Sultan Ahmad Shah, Bandar Indera Mahkota, Pahang, Kuantan, 25200, Malaysia

- Abstract
- Author keywords
- Reaxys Chemistry database information
- Funding details
- Corresponding authors

About Scopus

- What is Scopus
- Content coverage
- Scopus blog
- Scopus API
- Privacy matters

Language

- 日本語版を表示する
- 查看简体中文版本
- 查看繁體中文版本
- Просмотр версии на русском языке

Customer Service

- Help
- Tutorials
- Contact us

ELSEVIER

[Terms and conditions](#) [Privacy policy](#) [Cookies settings](#)

All content on this site: Copyright © 2025 [Elsevier B.V.](#), its licensors, and contributors. All rights are reserved, including those for text and data mining, AI training, and similar technologies. For all open access content, the relevant licensing terms apply. We use cookies to help provide and enhance our service and tailor content. By continuing, you agree to the [use of cookies](#).

