



Document details

< Back to results | 1 of 1

Export Download Print E-mail Save to PDF Add to List More... >

[Full Text](#) View at Publisher

BMC Complementary Medicine and Therapies [Open Access](#)
Volume 20, Issue 1, 1 December 2020, Article number 320

NMR and LCMS analytical platforms exhibited the nephroprotective effect of *Clinacanthus nutans* in cisplatin-induced nephrotoxicity in the in vitro condition (Article) [\(Open Access\)](#)

Mahmod, I.I.^a, Ismail, I.S.^{a,b} ✉, Alitheen, N.B.^c, Normi, Y.M.^c, Abas, F.^{a,d}, Khatib, A.^e, Rudiyanto^f, Latip, J.^g

^aLaboratory of Natural Products, Institute of Bioscience, Universiti Putra Malaysia, Serdang, Selangor 43400, Malaysia

^bDepartment of Chemistry, Faculty of Science, Universiti Putra Malaysia, Serdang, Selangor 43400, Malaysia

^cDepartment of Cell and Molecular Biology, Faculty of Biotechnology and Biomolecular Sciences, Universiti Putra Malaysia, Serdang, Selangor 43400, Malaysia

[View additional affiliations](#) ∨

Abstract

[View references \(54\)](#) ∨

Background: *Clinacanthus nutans* (*C. nutans*) Lind. locally known as Belalai Gajah or Sabah snake grass is a medicinal plant belonging to Acanthaceae family. In Asia, this plant is traditionally used for treating skin rashes, insects and snake bites, diabetes mellitus, fever and for diuretic effect. *C. nutans* has been reported to possess biological activities including anti-oxidant, anti-inflammation, anti-cancer, anti-diabetic and anti-viral activities. **Methods:** Proton Nuclear Magnetic Resonance (¹H NMR) and Liquid Chromatography Mass Spectroscopy (LCMS) coupled with multivariate data analysis were employed to characterize the metabolic variations of intracellular metabolites and the compositional changes of the corresponding culture media in rat renal proximal tubular cells (NRK-52E). **Results:** NMR and LCMS analysis highlighted choline, creatine, phosphocholine, valine, acetic acid, phenylalanine, leucine, glutamic acid, threonine, uridine and proline as the main metabolites which differentiated the cisplatin-induced group of NRK-52E from control cells extract. The corresponding media exhibited lactic acid, glutamine, glutamic acid and glucose-1-phosphate as the varied metabolites. The altered pathways perturbed by cisplatin nephrotoxic on NRK-52E cells included changes in amino acid metabolism, lipid metabolism and glycolysis. **Conclusion:** The *C. nutans* aqueous extract (1000 µg/mL) exhibited the most potential nephroprotective effect against cisplatin toxicity on NRK-52E cell lines at 89% of viability. The protective effect could be seen through the changes of the metabolites such as choline, alanine and valine in the *C. nutans* pre-treated samples with those of the cisplatin-induced group. © 2020, The Author(s).

SciVal Topic Prominence ⓘ

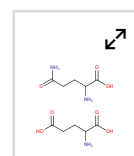
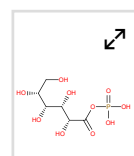
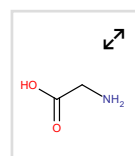
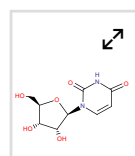
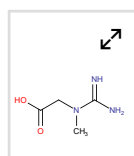
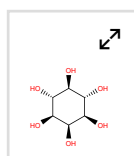
Topic: *Clinacanthus Nutans* | *Natrix Natrix* | *Snake Bites*

Prominence percentile: 72.218 ⓘ

Chemistry database information ⓘ

Substances

[View all substances \(20\)](#)



Metrics ⓘ [View all metrics](#) >



PlumX Metrics ∨

Usage, Captures, Mentions, Social Media and Citations beyond Scopus.

Cited by 0 documents

Inform me when this document is cited in Scopus:

[Set citation alert](#) >

Related documents

Perspective and insight on *Clinacanthus nutans* Lindau in traditional medicine

Shim, S.Y., Aziana, I., Khoo, B.Y. (2013) *International Journal of Integrative Biology*

Medicinal properties of *clinacanthus nutans*: A review

Yeo, B.S., Yap, Y.J., Koh, R.Y. (2018) *Tropical Journal of Pharmaceutical Research*

Metabolite profiling of *Clinacanthus nutans* leaves extracts obtained from different drying methods by ¹H NMR-based metabolomics

Hashim, N.H.N., Latip, J., Khatib, A. (2016) *AIP Conference Proceedings*

[View all related documents based on references](#)

Find more related documents in Scopus based on:

[Authors](#) > [Keywords](#) >

Author keywords

Cisplatin Clinacanthus nutans Nephroprotective effect NRK-52E

Funding details

Funding sponsor	Funding number	Acronym
Universiti Putra Malaysia	GP-IPS/2017/9517200	
	02-01-04-SF2131	
Kementerian Sains, Teknologi dan Inovasi		MOSTI

Funding text

This research was supported by the Ministry of Science, Technology and Innovation, Malaysia through SCIENCEFUND research grant scheme (02-01-04-SF2131) and Universiti Putra Malaysia (UPM) for the internal grant (GP-IPS/2017/9517200). Acknowledgements

ISSN: 26627671

Source Type: Journal

Original language: English

DOI: 10.1186/s12906-020-03067-3

PubMed ID: 33092571

Document Type: Article

Publisher: BioMed Central Ltd

References (54)

[View in search results format >](#)

All Export Print E-mail Save to PDF Create bibliography

- 1 Chirino, Y.I., Pedraza-Chaverri, J.
Role of oxidative and nitrosative stress in cisplatin-induced nephrotoxicity
(2009) *Experimental and Toxicologic Pathology*, 61 (3), pp. 223-242. Cited 364 times.
www.urbanfischer.de/journals/exptoxpath/et_patho.htm
doi: 10.1016/j.etp.2008.09.003
[View at Publisher](#)
- 2 Kolfshoten, G.M., Hulscher, T.M., Schrier, S.M., Van Houten, V.M.M., Pinedo, H.M., Boven, E.
Time-dependent changes in factors involved in the apoptotic process in human ovarian cancer cells as a response to cisplatin
(2002) *Gynecologic Oncology*, 84 (3), pp. 404-412. Cited 24 times.
<http://www.elsevier.com/locate/jinca/publications/store/6/2/2/8/4/0/index.htm>
doi: 10.1006/gyno.2001.6537
[View at Publisher](#)
- 3 Brillet, G., Deray, G., Jacquiaud, C., Mignot, L., Bunker, D., Meillet, D., Raymond, F., (...), Jacobs, C.
Long-term renal effect of cisplatin in man
(1994) *American Journal of Nephrology*, 14 (2), pp. 81-84. Cited 41 times.
doi: 10.1159/000168693
[View at Publisher](#)

-
- 4 Townsend, D.M., Deng, M., Zhang, L., Lapus, M.G., Hanigan, M.H.
Metabolism of cisplatin to a nephrotoxin in proximal tubule cells (Open Access)
(2003) *Journal of the American Society of Nephrology*, 14 (1), pp. 1-10. Cited 211 times.
doi: 10.1097/01.ASN.0000042803.28024.92
View at Publisher
-
- 5 Hanigan, M.H., Devarajan, P.
Cisplatin nephrotoxicity: molecular mechanisms
(2003) *Cancer Ther*, 1, pp. 47-61. Cited 342 times.
PID: 18185852
-
- 6 Zhang, L., Hanigan, M.H.
Role of cysteine S-conjugate β -lyase in the metabolism of cisplatin
(2003) *Journal of Pharmacology and Experimental Therapeutics*, 306 (3), pp. 988-994. Cited 55 times.
doi: 10.1124/jpet.103.052225
View at Publisher
-
- 7 Gaikwad, K., Dagle, P., Choughule, P., Joshi, Y.M., KadamV, A.
Review on some nephroprotective medicinal plants
(2012) *Int J of Pharm Sci Res*, 11, pp. 2451-2454. Cited 18 times.
-
- 8 Zangeneh, M.M., Zangeneh, A., Tahvilian, R., Moradi, R.
Evaluation of the nephroprotective effect of Glycyrrhiza glabra L aqueous extract on CCl₄-induced nephrotoxicity in mice
(2018) *Comparative Clinical Pathology*, 27 (5), pp. 1119-1126. Cited 16 times.
link.springer.de/link/service/journals/00580/index.htm
doi: 10.1007/s00580-018-2707-4
View at Publisher
-
- 9 Zangeneh, M.M., Goodarzi, N., Zangeneh, A., Tahvilian, R., Najafi, F.
Amelioration of renal structural changes in STZ-induced diabetic mice with ethanolic extract of Allium saralicum R.M. Fritsch
(2018) *Comparative Clinical Pathology*, 27 (4), pp. 861-867. Cited 52 times.
link.springer.de/link/service/journals/00580/index.htm
doi: 10.1007/s00580-018-2674-9
View at Publisher
-
- 10 Zangeneh, M.M., Zangeneh, A., Amiri, H., Amiri, N., Tahvilian, R., Moradi, R., Zhaleh, H., (...), Tehrani, P.R.
Nephroprotective activity of Alyssum meniocoides Boiss aqueous extract on streptozotocin-induced diabetic nephrotoxicity in male mice
(2018) *Comparative Clinical Pathology*, 27 (5), pp. 1147-1154. Cited 5 times.
link.springer.de/link/service/journals/00580/index.htm
doi: 10.1007/s00580-018-2712-7
View at Publisher
-

-
- 11 Adeneye, A.A., Benebo, A.S.
Protective effect of the aqueous leaf and seed extract of *Phyllanthus amarus* on gentamicin and acetaminophen-induced nephrotoxic rats
(2008) *Journal of Ethnopharmacology*, 118 (2), pp. 318-323. Cited 78 times.
doi: 10.1016/j.jep.2008.04.025
View at Publisher
-
- 12 Makni, M., Chtourou, Y., Garoui, E.M., Boudawara, T., Fetoui, H.
Carbon tetrachloride-induced nephrotoxicity and DNA damage in rats: Protective role of vanillin
(2012) *Human and Experimental Toxicology*, 31 (8), pp. 844-852. Cited 30 times.
doi: 10.1177/0960327111429140
View at Publisher
-
- 13 Naggayi, M., Mukiibi, N., Iliya, E.
The protective effects of aqueous extract of carica papaya seeds in paracetamol induced nephrotoxicity in male wistar rats (Open Access)
(2015) *African Health Sciences*, 15 (2), pp. 598-605. Cited 29 times.
<http://www.ajol.info/index.php/ahs/article/download/117601/107174>
doi: 10.4314/ahs.v15i2.37
View at Publisher
-
- 14 Gajowik, A., Dobrzyńska, M.M.
Lycopene - antioxidant with radioprotective and anticancer properties. A review
(2014) *Roczniki Państwowego Zakładu Higieny*, 65 (4), pp. 263-271. Cited 45 times.
-
- 15 Mahmoodnia, L., Mohammadi, K., Masumi, R.
Ameliorative effect of lycopene effect on cisplatin-induced nephropathy in patients (Open Access)
(2017) *Journal of Nephropathology*, 6 (3), pp. 144-149. Cited 15 times.
http://www.nephropathol.com/GetFile/JNP_20170220210117
doi: 10.15171/jnp.2017.25
View at Publisher
-
- 16 Nematbakhsh, M., Pezeshki, Z., Jazi, F.E., Mazaheri, B., Moeini, M., Safari, T., Azarkish, F., (...), Ashrafi, F.
Cisplatin-induced nephrotoxicity; protective supplements and gender differences
(2017) *Asian Pacific Journal of Cancer Prevention*, 18 (2), pp. 295-314. Cited 32 times.
http://journal.waocp.org/article_44110_c8fb0ac31caa82ef58592b6f39cf7968.pdf
doi: 10.22034/APJCP.2017.18.2.295
View at Publisher
-
- 17 Aslam, M.S., Ahmad, M.S., Mamat, A.S.
A review on phytochemical constituents and pharmacological activities of *Clinacanthus nutans*
(2015) *International Journal of Pharmacy and Pharmaceutical Sciences*, 7 (2), pp. 30-33. Cited 24 times.
http://innovareacademics.in/journals/index.php/ijpps/article/download/2622/pdf_564
-
- 18 Pannangpetch, P., Pisamai, L., Kukongviriyapan, V., Upa, K., Bunker, K.
Aromdee 841 C. Antioxidant activity and protective effect against oxidative hemolysis of 842 *Clinacanthus nutans* (Burm.F) Lindau
(2007) *Songklanakarinn J Sci Technol.*, p. 29.
-

-
- 19 Sarega, N., Imam, M.U., Ooi, D.-J., Chan, K.W., Md Esa, N., Zawawi, N., Ismail, M.
Phenolic Rich Extract from *Clinacanthus nutans* Attenuates Hyperlipidemia-Associated Oxidative Stress in Rats (Open Access)

(2016) *Oxidative Medicine and Cellular Longevity*, 2016, art. no. 4137908. Cited 18 times.
<http://www.hindawi.com/journals/oximed/>
doi: 10.1155/2016/4137908

View at Publisher
-
- 20 Wanikiat, P., Panthong, A., Sujayanon, P., Yoosook, C., Rossi, A.G., Reutrakul, V.
The anti-inflammatory effects and the inhibition of neutrophil responsiveness by *Barleria lupulina* and *Clinacanthus nutans* extracts

(2008) *Journal of Ethnopharmacology*, 116 (2), pp. 234-244. Cited 76 times.
doi: 10.1016/j.jep.2007.11.035

View at Publisher
-
- 21 Kongkaew, C., Chaiyakunapruk, N.
Efficacy of *Clinacanthus nutans* extracts in patients with herpes infection: Systematic review and meta-analysis of randomised clinical trials

(2011) *Complementary Therapies in Medicine*, 19 (1), pp. 47-53. Cited 31 times.
doi: 10.1016/j.ctim.2010.12.003

View at Publisher
-
- 22 Sangkitporn, S., Chaiwat, S., Balachandra, K., Dechatiwongse Na-Ayudhaya, T., Bunjob, M., Jayavas, C.
Treatment of herpes zoster with *Clinacanthus nutans* (Bi Phaya Yaw) extract

(1995) *Journal of the Medical Association of Thailand*, 78 (11), pp. 624-627. Cited 37 times.
-
- 23 Teshima, K.-I., Kaneko, T., Ohtani, K., Kasai, R., Lhieochaiphant, S., Picheansoonthon, C., Yamasaki, K.
Sulfur-containing glucosides from *Clinacanthus nutans*

(1998) *Phytochemistry*, 48 (5), pp. 831-835. Cited 40 times.
doi: 10.1016/S0031-9422(97)00956-4

View at Publisher
-
- 24 Charuwichitratana, S., Wongrattanapasson, N., Timpatanapong, P., Bunjob, M.
Herpes zoster: Treatment with *Clinacanthus nutans* cream

(1996) *International Journal of Dermatology*, 35 (9), pp. 665-666. Cited 39 times.
[http://onlinelibrary.wiley.com/journal/10.1111/\(ISSN\)1365-4632](http://onlinelibrary.wiley.com/journal/10.1111/(ISSN)1365-4632)
doi: 10.1111/j.1365-4362.1996.tb03699.x

View at Publisher
-
- 25 Sakdarat, S., Shuyprom, A., Pientong, C., Ekalaksananan, T., Thongchai, S.
Bioactive constituents from the leaves of *Clinacanthus nutans* Lindau

(2009) *Bioorganic and Medicinal Chemistry*, 17 (5), pp. 1857-1860. Cited 93 times.
doi: 10.1016/j.bmc.2009.01.059

View at Publisher
-

-
- 26 Tuntiwachwuttikul, P., Pootaeng-On, Y., Phansa, P., Taylor, W.C.
Cerebrosides and a monoacylmonogalactosylglycerol from *Clinacanthus nutans*
([Open Access](#))
- (2004) *Chemical and Pharmaceutical Bulletin*, 52 (1), pp. 27-32. Cited 56 times.
[jstage.jst.go.jp/article/cpb/52/1/27/_pdf](http://stage.jst.go.jp/article/cpb/52/1/27/_pdf)
doi: 10.1248/cpb.52.27
- [View at Publisher](#)
-
- 27 Mosmann, T.
Rapid colorimetric assay for cellular growth and survival: Application to proliferation and cytotoxicity assays
- (1983) *Journal of Immunological Methods*, 65 (1-2), pp. 55-63. Cited 41431 times.
doi: 10.1016/0022-1759(83)90303-4
- [View at Publisher](#)
-
- 28 Matheus, N., Hansen, S., Rozet, E., Peixoto, P., Maquoi, E., Lambert, V., Noël, A., (...), De Tullio, P.
An easy, convenient cell and tissue extraction protocol for nuclear magnetic resonance metabolomics
- (2014) *Phytochemical Analysis*, 25 (4), pp. 342-349. Cited 19 times.
[http://onlinelibrary.wiley.com/journal/10.1002/\(ISSN\)1099-1565](http://onlinelibrary.wiley.com/journal/10.1002/(ISSN)1099-1565)
doi: 10.1002/pca.2498
- [View at Publisher](#)
-
- 29 Xia, J., Sinelnikov, I.V., Han, B., Wishart, D.S.
MetaboAnalyst 3.0-making metabolomics more meaningful ([Open Access](#))
- (2015) *Nucleic Acids Research*, 43 (W1), pp. W251-W257. Cited 1773 times.
<http://nar.oxfordjournals.org/>
doi: 10.1093/nar/gkv380
- [View at Publisher](#)
-
- 30 Rovetta, F., Stacchiotti, A., Consiglio, A., Cadei, M., Grigolato, P.G., Lavazza, A., Rezzani, R., (...), Aleo, M.F.
ER signaling regulation drives the switch between autophagy and apoptosis in NRK-52E cells exposed to cisplatin
- (2012) *Experimental Cell Research*, 318 (3), pp. 238-250. Cited 41 times.
<http://www.journals.elsevier.com/experimental-cell-research/>
doi: 10.1016/j.yexcr.2011.11.008
- [View at Publisher](#)
-
- 31 Ellis, J.K., Athersuch, T.J., Cavill, R., Radford, R., Slattery, C., Jennings, P., McMorrow, T., (...), Keun, H.C.
Metabolic response to low-level toxicant exposure in a novel renal tubule epithelial cell system
- (2011) *Molecular BioSystems*, 7 (1), pp. 247-257. Cited 39 times.
<http://pubs.rsc.org/en/journals/journal/mb>
doi: 10.1039/c0mb00146e
- [View at Publisher](#)
-
- 32 Feng, J., Li, J., Wu, H., Chen, Z.
Metabolic responses of HeLa cells to silica nanoparticles by NMR-based metabolomic analyses ([Open Access](#))
- (2013) *Metabolomics*, 9 (4), pp. 874-886. Cited 64 times.
doi: 10.1007/s11306-013-0499-8
- [View at Publisher](#)
-

-
- 33 Wang, H., Wang, L., Zhang, H., Deng, P., Chen, J., Zhou, B.
¹H NMR-based metabolic profiling of human rectal cancer tissue
(2013) *Mol Cancer*, 12, pp. 1-12. Cited 3 times.
COI: 1:CAS:528:DC%2BC3sXhsFyhs7s%3D
-
- 34 Prathomya, P., Prisingkorn, W., Jakovlić, I., Deng, F.-Y., Zhao, Y.-H., Wang, W.-M.
¹H NMR-based metabolomics approach reveals metabolic alterations in response to dietary imbalances in *Megalobrama amblycephala*
(2017) *Metabolomics*, 13 (2), art. no. 17. Cited 19 times.
<http://www.kluweronline.com/issn/1573-3890/>
doi: 10.1007/s11306-016-1158-7
[View at Publisher](#)
-
- 35 Danielsson, R., Bylund, D., Markides, K.E.
Matched filtering with background suppression for improved quality of base peak chromatograms and mass spectra in liquid chromatography-mass spectrometry
(2002) *Analytica Chimica Acta*, 454 (2), pp. 167-184. Cited 73 times.
doi: 10.1016/S0003-2670(01)01574-4
[View at Publisher](#)
-
- 36 Tautenhahn, R., Bottcher, C., Neumann, S.
Highly sensitive feature detection for high resolution LC/MS ([Open Access](#))
(2008) *BMC Bioinformatics*, 9, art. no. 504. Cited 552 times.
doi: 10.1186/1471-2105-9-504
[View at Publisher](#)
-
- 37 Wishart, D.S., Jewison, T., Guo, A.C., Wilson, M., Knox, C., Liu, Y., Djombou, Y., (...), Scalbert, A.
HMDB 3.0-The Human Metabolome Database in 2013 ([Open Access](#))
(2013) *Nucleic Acids Research*, 41 (D1), pp. D801-D807. Cited 1931 times.
doi: 10.1093/nar/gks1065
[View at Publisher](#)
-
- 38 Zhang, J., Bowers, J., Liu, L., Wei, S., Gowda, G.A.N., Hammoud, Z., Raftery, D.
Esophageal cancer metabolite biomarkers detected by LC-MS and NMR methods ([Open Access](#))
(2012) *PLoS ONE*, 7 (1), art. no. e30181. Cited 83 times.
<http://www.plosone.org/article/fetchObjectAttachment.action?uri=info%3Adoi%2F10.1371%2Fjournal.pone.0030181&representation=PDF>
doi: 10.1371/journal.pone.0030181
[View at Publisher](#)
-
- 39 Lagies, S., Pichler, R., Kaminski, M.M., Schlimpert, M., Walz, G., Lienkamp, S.S., Kammerer, B.
Metabolic characterization of directly reprogrammed renal tubular epithelial cells (iRECs) ([Open Access](#))
(2018) *Scientific Reports*, 8 (1), art. no. 3878. Cited 9 times.
www.nature.com/srep/index.html
doi: 10.1038/s41598-018-22073-7
[View at Publisher](#)
-

-
- 40 Heidemann Th., H., Muller St., Mertins, L., Stepan, G., Hoffmann, K., Ohnhaus, E.E.
Effect of aminophylline on cisplatin nephrotoxicity in the rat ([Open Access](#))
(1989) *British Journal of Pharmacology*, 97 (2), pp. 313-318. Cited 55 times.
doi: 10.1111/j.1476-5381.1989.tb11956.x
[View at Publisher](#)
-
- 41 Miller, R.P., Tadagavadi, R.K., Ramesh, G., Reeves, W.B.
Mechanisms of cisplatin nephrotoxicity ([Open Access](#))
(2010) *Toxins*, 2 (11), pp. 2490-2518. Cited 795 times.
<http://www.mdpi.com/2072-6651/2/11/2490/pdf>
doi: 10.3390/toxins2112490
[View at Publisher](#)
-
- 42 Zhang, W., Hou, J., Yan, X., Leng, J., Li, R., Zhang, J., Xing, J., (...), Li, W.
Platycodon grandiflorum saponins ameliorate cisplatin-induced acute nephrotoxicity through the NF- κ B-mediated inflammation and PI3K/Akt/apoptosis signaling pathways ([Open Access](#))
(2018) *Nutrients*, 10 (9), art. no. 1328. Cited 22 times.
<http://www.mdpi.com/2072-6643/10/9/1328/pdf>
doi: 10.3390/nu10091328
[View at Publisher](#)
-
- 43 Zablocki, K., Miller, S.P.F., Garcia-Perez, A., Burg, M.B.
Accumulation of glycerophosphocholine (GPC) by renal cells: Osmotic regulation of GPC:choline phosphodiesterase ([Open Access](#))
(1991) *Proceedings of the National Academy of Sciences of the United States of America*, 88 (17), pp. 7820-7824. Cited 77 times.
doi: 10.1073/pnas.88.17.7820
[View at Publisher](#)
-
- 44 Niemann, C.U., Serkova, N.J.
Biochemical mechanisms of nephrotoxicity: Application for metabolomics
(2007) *Expert Opinion on Drug Metabolism and Toxicology*, 3 (4), pp. 527-544. Cited 41 times.
doi: 10.1517/17425255.3.4.527
[View at Publisher](#)
-
- 45 Portilla, D., Li, S., Nagothu, K.K., Megyesi, J., Kaissling, B., Schnackenberg, L., Safirstein, R.L., (...), Beger, R.D.
Metabolomic study of cisplatin-induced nephrotoxicity ([Open Access](#))
(2006) *Kidney International*, 69 (12), pp. 2194-2204. Cited 123 times.
doi: 10.1038/sj.ki.5000433
[View at Publisher](#)
-
- 46 Xu, E.Y., Perlina, A., Vu, H., Troth, S.P., Brennan, R.J., Aslamkhan, A.G., Xu, Q.
Integrated pathway analysis of rat urine metabolic profiles and kidney transcriptomic profiles to elucidate the systems toxicology of model nephrotoxicants
(2008) *Chemical Research in Toxicology*, 21 (8), pp. 1548-1561. Cited 67 times.
doi: 10.1021/tx800061w
[View at Publisher](#)
-

-
- 47 Wu, H., Cao, L., Li, F., Lian, P., Zhao, J.
Multiple biomarkers of the cytotoxicity induced by BDE-47 in human embryonic kidney cells ([Open Access](#))

(2015) *Chemosphere*, 126, pp. 32-39. Cited 15 times.
www.elsevier.com/locate/chemosphere
doi: 10.1016/j.chemosphere.2015.01.055

View at Publisher
-
- 48 Wu, H., Li, X., Feng, J., Li, W., Li, Z., Liao, P., Wu, Y., (...), Pei, F.
Comparison of biochemical effects induced by change between male and female rats using NMR and ICP-MS techniques

(2006) *Journal of Rare Earths*, 24 (1), pp. 108-114. Cited 8 times.
doi: 10.1016/S1002-0721(06)60075-6

View at Publisher
-
- 49 Kim, H.S., Kim, T.H., Lee, Y.J., Ahn, M.Y., Kim, H.S.
Metabolomic profiling of cisplatin-induced nephrotoxicity in human normal kidney HK-2 cells
(2011) *FASEB J*, 25, p. 1087.12. Cited 2 times.
-
- 50 Wisløff, H., Gharehnia, B., Flåøyen, A., Andersen, K.-J.
Effects of 3-methoxy-2(5H)-furanone-containing extracts from *Narthecium ossifragum* (L.) Huds. on renal tubular cells in vitro

(2007) *Toxicol*, 49 (3), pp. 368-377. Cited 2 times.
doi: 10.1016/j.toxicol.2006.10.007

View at Publisher
-
- 51 Hagh-Nazari, L., Goodarzi, N., Zangeneh, M.M., Zangeneh, A., Tahvilian, R., Moradi, R.
Stereological study of kidney in streptozotocin-induced diabetic mice treated with ethanolic extract of *Stevia rebaudiana* (bitter fraction)

(2017) *Comparative Clinical Pathology*, 26 (2), pp. 455-463. Cited 79 times.
link.springer.de/link/service/journals/00580/index.htm
doi: 10.1007/s00580-016-2398-7

View at Publisher
-
- 52 Khoo, L.W., Kow, A.S.F., Maulidiani, M., Ang, M.Y., Chew, W.Y., Lee, M.T., Tan, C.P., (...), Abas, F.
¹H-NMR metabolomics for evaluating the protective effect of *Clinacanthus nutans* (Burm. f) Lindau water extract against nitric oxide production in LPS-IFN- γ activated RAW 264.7 macrophages

(2019) *Phytochemical Analysis*, 30 (1), pp. 46-61. Cited 5 times.
[http://onlinelibrary.wiley.com/journal/10.1002/\(ISSN\)1099-1565](http://onlinelibrary.wiley.com/journal/10.1002/(ISSN)1099-1565)
doi: 10.1002/pca.2789

View at Publisher
-
- 53 Smyth, J.F., Bowman, A., Perren, T., Wilkinson, P., Prescott, R.J., Quinn, K.J., Tedeschi, M.
Glutathione reduces the toxicity and improves quality of life of women diagnosed with ovarian cancer treated with cisplatin: Results of a double-blind, randomised trial ([Open Access](#))

(1997) *Annals of Oncology*, 8 (6), pp. 569-573. Cited 143 times.
<http://annonc.oxfordjournals.org/>
doi: 10.1023/A:1008211226339

View at Publisher
-

-
- 54 Anusuya, N., Durgadevi, P., Dhinek, A., Mythily, S.
Nephroprotective effect of 951 ethanolic extract of garlic (*Allium sativum* L.) on cisplatin induced 952
nephrotoxicity in male wistar rats
(2013) *Asian J Pharm Clin Res*, p. 6.
-

🔍 Ismail, I.S.; Department of Chemistry, Faculty of Science, Universiti Putra Malaysia, Serdang, Selangor, Malaysia;
email:safinar@upm.edu.my

© Copyright 2020 Elsevier B.V., All rights reserved.

< Back to results | 1 of 1

^ Top of page

About Scopus

What is Scopus
Content coverage
Scopus blog
Scopus API
Privacy matters

Language

日本語に切り替える
切换到简体中文
切换到繁體中文
Русский язык

Customer Service

Help
Contact us

ELSEVIER

[Terms and conditions](#) ↗ [Privacy policy](#) ↗

Copyright © Elsevier B.V. All rights reserved. Scopus® is a registered trademark of Elsevier B.V.

We use cookies to help provide and enhance our service and tailor content. By continuing, you agree to the use of cookies.

 RELX