



Document details

< Back to results | 1 of 1

↗ Export ↴ Download 🖨 Print ✉ E-mail 📄 Save to PDF ☆ Add to List More... >

View at Publisher

Food Research **Open Access**
Volume 4, 2020, Pages 12-27

Antibacterial test and toxicity of plant seed extracts : A review (Review) (Open Access)

Ahmad Sowhini, N.S.H.^a, Abdullah Sani, M.S.^{a,b} ✉, Has-Yun Hashim, Y.Z.^{a,b}, Othman, R.^{a,c}, Mahamad Maifah, M.H.^{a,b}, Mohd Desa, M.N.^{b,c} 👤

^aInternational Institute of Halal Research and Training, International Islamic University Malaysia, Jalan Gombak, Kuala Lumpur, 53100, Malaysia

^bKonsortium Institut Halal IPT Malaysia, Ministry of Higher Education, Federal Government Administrative Centre, Block E8, Complex E, Putrajaya, 62604, Malaysia

^cDepartment of Landscape Architecture, Kulliyah of Architecture and Environmental Industry, International Islamic University Malaysia, Jalan Gombak, Kuala Lumpur, 53100, Malaysia

Abstract

↕ View references (95)

Allah has instructed all humankind to eat permissible healthy food according to His guidance as narrated in Al-Quran. Following Maqasid as-Shari'ah, it is a Darruriyyah to ensure the safety of food as an act of protecting life. Therefore, the application of antibacterial agent on food aims to improve the consumers' health and control the herd immunity. Plant seed is a newly emerged alternative as a source of antibacterial agents. Commonly discarded, the utilisation of plant seed will not only reduce environmental waste issue but also benefited economically to many industries. This article was aimed to review the current literature on antibacterial test and toxicity of various plant seed extracts that potentially contributed to the efficacy of the seed. This review presents a comprehensive analysis of the antibacterial activity assay of the plants' seeds. It covers endpoint and descriptive methods, plant seed toxicity and application of the seed extract in food industries. This review was conducted using the various science-based platform such as Science Direct, Google Scholar, Emerald etc. The keywords 'antibacterial', 'antibacterial seed', 'seed extract' and 'toxicity seed' was used in this search. © 2020 The Authors.

SciVal Topic Prominence ⓘ

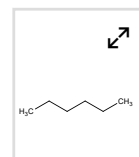
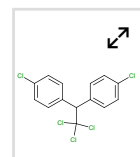
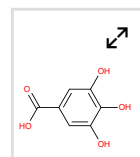
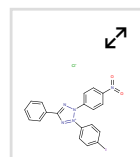
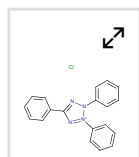
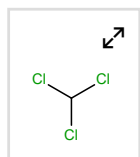
Topic: Essential Oils | Thymus Plant | Carvacrol

Prominence percentile: 99.572 ⓘ

Chemistry database information ⓘ

Substances

View all substances (8)



Author keywords

Antibacterial test Extraction Seed Toxicity test

Indexed keywords

Metrics ⓘ View all metrics >



PlumX Metrics

Usage, Captures, Mentions, Social Media and Citations beyond Scopus.

Cited by 0 documents

Inform me when this document is cited in Scopus:

Set citation alert >

Set citation feed >

Related documents

In vitro antibacterial activities and composition of *Carica papaya* cv. Sekaki/ Hong Kong peel extracts

Muhamad, S.A.S. , Jamilah, B. , Russly, A.R. (2017) *International Food Research Journal*

The antibacterial activities and chemical composition of extracts from *Carica papaya* cv. Sekaki/Hong Kong seed

Muhamad, S.A.S. , Jamilah, B. , Russly, A.R. (2017) *International Food Research Journal*

Toxicity evaluation of methanol extract of *clitoria ternatea* L. Leaf Kamilla, L. , Ramanathan, S. , Sasidharan, S. (2012) *Malaysian Journal of Medicine and Health Sciences*

View all related documents based on references

Find more related documents in Scopus based on:

Authors > Keywords >

EMTREE drug terms:

dimethyl sulfoxide food additive gallic acid phytochemical tetracycline

EMTREE medical terms:

acute toxicity animal food antibacterial activity antibiotic resistance bacterial growth
climate change clinical effectiveness colony forming unit disk diffusion
DPPH radical scavenging assay extraction food quality Galleria mellonella growth curve
guarana herd immunity LC50 limit of detection mass spectrometry
minimum bactericidal concentration minimum inhibitory concentration Moringa oleifera
nonhuman nutritional value plant seed Review risk management solvent extraction
Staphylococcus aureus toxicity testing zone of inhibition

Chemicals and CAS Registry Numbers:

dimethyl sulfoxide, 67-68-5; gallic acid, 149-91-7; tetracycline, 23843-90-5, 60-54-8, 64-75-5, 8021-86-1

ISSN: 25502166

Source Type: Journal

Original language: English

DOI: 10.26656/fr.2017.4(S1).S36

Document Type: Review

Publisher: Rynnye Lyan Resources

References (95)

[View in search results format >](#)

All Export Print E-mail Save to PDF Create bibliography

- 1 Abdullah, B.M., Salimon, J.
Toxicity study of Malaysian rubber (*Hevea brasiliensis*) seed oil as rats and shrimps tests ([Open Access](#))

(2010) *Asian Journal of Biochemistry*, 5 (1), pp. 33-39. Cited 11 times.

<http://scialert.net/qredirect.php?doi=ajb.2010.33.39&linkid=pdf>

doi: 10.3923/ajb.2010.33.39

[View at Publisher](#)

- 2 W Abedon, S.T., Chan, B.K., Coote, P.J., Desbois, A.P., Eastwood, D.C., Hyman, P., Watkinson, S.C.
(2012) *Advances in Applied Microbiology*
London: Elsevier Incorporation

- 3 Revieadejuwon, A.O., Agbaje, E.O., Idika, N.
Antifungal and antibacterial activities of aqueous and methanolic root extracts of *Carica papaya* linn. (Caricaceae)
(2011) *International Research Journal of Microbiology*, 2 (8), pp. 270-277. Cited 9 times.

- 4 Aguirre, J.S., González, A., Özçelik, N., Rodríguez, M.R., García de Fernando, G.D.
Modeling the *Listeria innocua* micropopulation lag phase and its variability

(2013) *International Journal of Food Microbiology*, 164 (1), pp. 60-69. Cited 22 times.

www.elsevier.com/locate/ijfoodmicro

doi: 10.1016/j.ijfoodmicro.2013.03.003

[View at Publisher](#)