

Document details









< Back to results | 1 of 2 Next >

Export Download Print E-mail Save to PDF Add to List More... >

[Full Text](#) View at Publisher

IEEE Sensors Journal
Volume 19, Issue 8, 15 April 2019, Article number 8590827, Pages 3138-3148

Heuristic Real-Time Detection of Temporal Gait Events for Lower Limb Amputees (Article)

Maqbool, H.F.^{a,b} , Husman, M.A.B.^{b,c} , Awad, M.I.^{b,d} , Abouhossein, A.^{b,e} , Iqbal, N.^{b,f} ,
Tahir, M.^g , Dehghani-Sanij, A.A.^b  

^aDepartment of Mechatronics and Control Engineering, University of Engineering and Technology Lahore, Lahore, 54000, Pakistan

^bSchool of Mechanical Engineering, University of Leeds, Leeds, LS2 9JT, United Kingdom

^cDepartment of Mechatronics Engineering, International Islamic University Malaysia, 53100, Malaysia

View additional affiliations 


Abstract

 View references (30)

This paper presents a complete system and algorithm to estimate temporal gait events during stance and inner-stance phases using a single inertial measurement unit (IMU) in real-time. Validation of the proposed system was carried out by placing the foot-switches (FSW) directly underneath the foot. The performance of the system was assessed with eleven control subjects (CS), one unilateral transfemoral amputee (TFA), and one unilateral transtibial amputee (TTA), while performing level ground walk and ramp activities. The experimental results showed reasonable agreement in timing differences of all the gait events in both groups when compared against the reference system. However, high data latency was observed for TFA in the case of Foot-Flat Start (FFS) and Heel-Off (HO). The slight variation in the positioning of IMU on the shank and the foot-switches underneath the foot and the difference in the kinematics of CS and lower limb amputees are probable reasons for large variations in the time difference. Overall, the detection accuracy was found to be 100% for Initial Contact, FFS, and Toe-Off, and 98.3% for HO. In addition, a high correlation was observed between estimated stance phase duration (SPD) from IMU and the SPD from FSW data. The proposed system showed high accuracy in the detection of temporal gait events which could potentially be employed in the gait analysis applications and the finite-state control of lower limb prostheses/orthoses. © 2001-2012 IEEE.

SciVal Topic Prominence

Topic: Prosthetics | Amputees | prosthetic feet

Prominence percentile: 96.744 

Reaxys Database Information

 [View Compounds](#)

Author keywords

accelerometer Gait events gyroscope lower limb amputees real-time

Indexed keywords

Engineering controlled terms: Accelerometers Artificial limbs Gyroscopes Pattern recognition Signal detection Time switches

Metrics

0 Citations in Scopus
0 Field-Weighted Citation Impact



PlumX Metrics

Usage, Captures, Mentions, Social Media and Citations beyond Scopus.

Cited by 0 documents

Inform me when this document is cited in Scopus:

[Set citation alert >](#)

[Set citation feed >](#)

Related documents

Real-time gait event detection for lower limb amputees using a single wearable sensor

Maqbool, H.F. , Husman, M.A.B. , Awad, M.I. (2016) *Proceedings of the Annual International Conference of the IEEE Engineering in Medicine and Biology Society, EMBS*

A robust real-time gait event detection using wireless gyroscope and its application on normal and altered gaits

Gouwanda, D. , Gopalai, A.A. (2015) *Medical Engineering and Physics*

A Real-Time Gait Event Detection for Lower Limb Prosthesis Control and Evaluation

Maqbool, H.F. , Husman, M.A.B. , Awad, M.I. (2017) *IEEE Transactions on Neural Systems and Rehabilitation Engineering*

View all related documents based on references

Funding details

Funding text

Manuscript received November 27, 2018; accepted December 12, 2018. Date of publication December 27, 2018; date of current version March 18, 2019. This work was supported in part by the Student's University, UET Lahore, Pakistan. The topic of the research is linked to a large EPSRC funded project (EP/K020463/1). The associate editor coordinating the review of this paper and approving it for publication was Prof. Vedran Bilas. (Corresponding author: Hafiz Farhan Maqbool.) H. F. Maqbool is with the Department of Mechatronics and Control Engineering, University of Engineering and Technology Lahore, Lahore 54000, Pakistan, and also with the School of Mechanical Engineering, University of Leeds, Leeds LS2 9JT, U.K. (e-mail: farhan.maqbool@uet.edu.pk).

ISSN: 1530437X

Source Type: Journal

Original language: English

DOI: 10.1109/JSEN.2018.2889970

Document Type: Article

Publisher: Institute of Electrical and Electronics Engineers Inc.

References (30)

[View in search results format >](#)

All Export Print E-mail Save to PDF Create bibliography

- 1 Pappas, I.P.I., Popovic, M.R., Keller, T., Dietz, V., Morari, M.

A reliable gait phase detection system

(2001) *IEEE Transactions on Neural Systems and Rehabilitation Engineering*, 9 (2), pp. 113-125. Cited 302 times.

doi: 10.1109/7333.928571

[View at Publisher](#)

- 2 Czerniecki, J.M., Gitter, A.J.

Gait analysis in the amputee: Has it helped the amputee or contributed to the development of improved prosthetic components?

(1996) *Gait and Posture*, 4 (3), pp. 258-268. Cited 39 times.

www.elsevier.com/locate/gaitpost

doi: 10.1016/0966-6362(96)01073-9

[View at Publisher](#)

- 3 Aminian, K., Najafi, B., Büla, C., Leyvraz, P.-F., Robert, Ph.

Spatio-temporal parameters of gait measured by an ambulatory system using miniature gyroscopes

(2002) *Journal of Biomechanics*, 35 (5), pp. 689-699. Cited 439 times.

doi: 10.1016/S0021-9290(02)00008-8

[View at Publisher](#)
