

# IIUM ENGINEERING CONGRESS 2023 (IEC '23)

## PROCEEDINGS Volume 1 Number 1 2023

IIUM Engineering Congress Proceedings Volume 1 Issue 1 2023



International Conference on  
Chemical Engineering &  
Sustainability 2023  
(ICCHES 2023)



6th International Conference on  
Mechanical, Automotive and  
Aerospace Engineering  
(ICMAAE '23)



9th International Conference on  
Computer and Communication  
Engineering  
(ICCCE 2023)



6th International Conference on  
Engineering Professional Ethics  
and Education  
(ICEPEE '23)

e ISBN 978-967-25875-1-4



9 789672 587514

# **IIUM ENGINEERING CONGRESS PROCEEDINGS**

**Volume 1 Issue 1 2023**

## **EDITORS**

AHM Zahirul Alam  
Md Zahangir Alam  
Mohd. Sultan Ibrahim Bin Shaik Dawood

## **EDITORIAL NOTES**

Welcome to this issue of our engineering journal, where we celebrate the rich diversity of our field, encompassing chemical, aerospace, mechanical, automotive, computer and communication engineering, and Engineering Professional Ethics and Education.

With each discipline contributing its progress, in this issue, we explore the latest developments and achievements across these diverse engineering domains, highlighting the incredible impact engineers have on our world.

From the precise processes of chemical engineering to the soaring wonders of aerospace, the practical marvels of mechanical engineering, the sustainable strides in automotive engineering, and the digital frontiers of computer and communication engineering, we showcase the breadth of possibilities that engineering offers.

As you dive into the articles within, take a moment to appreciate the collective effort of engineers across these disciplines, and let's continue to celebrate the diversity that makes engineering such a vibrant and dynamic field.


Thank you for your unwavering support and engagement with IIUM Engineering Congress Proceedings (IIUMECP). Together, let us continue to explore the horizons of engineering excellence while upholding the ethical principles that guide our journey.

## **Published by**

Kulliyyah of Engineering  
International Islamic University Malaysia  
P.O. Box 10, 50728 Kuala Lumpur, Malaysia

Web: <https://kulliyyah.iium.edu.my/koe/>

e ISBN 978-967-25875-1-4



---

# IIUM ENGINEERING CONGRESS PROCEEDINGS

Volume 1 Issue 1 2023

e ISBN 978 -967-25875-1-4

---

## Copyright Notice

**Consent to publish:** The Author(s) agree to publish their articles with Faculty of Engineering, International Islamic University Malaysia.

**Declaration:** The Author(s) declare that the article has not been published before in any form and that it is not concurrently submitted to another publication, and also that it does not infringe on anyone's copyright. The Author(s) holds the Faculty of Engineering, International Islamic University Malaysia and Editors of the journal harmless against all copyright claims.

**Transfer of copyright:** The Author(s) hereby agree to transfer the copyright of the article to International Islamic University Malaysia, which shall have the non-exclusive and unlimited right to publish the article in any form, including in electronic media. For articles with more than one author, the corresponding author confirms that he/she is authorized by his/her co-author(s) to grant this transfer of copyright.

**The IIUM Engineering Congress Proceedings follows the open access policy.**

All articles published open access will be immediately and permanently free for everyone to read, download, copy and distribute even for commercial purposes.



This work is licensed under a Creative Commons Attribution 4.0 International License.

# Table of Contents

Editorial Notes	i
Copyright	ii
Message from the President	v
Message from the Rector	vii
Message from the Congress Chairman	ix
Congress Organizing Committees	x
Keynote Speakers ICCCE 2023	xi
Keynote Speakers ICCHES 2023	xiii
Keynote Speakers ICMAAE 2023	xiv
Keynote Speakers ICEPEE 2023	xv
<b>ICCCE 2023</b>	
Message from the Chairman of the 2023 9 <sup>th</sup> International Conference on Computer and Communication Engineering (ICCCE)	xxii
Organizing Committees	xxiii
<b>ICCHES 2023</b>	
Message from the Chairman of the International Conference on Chemical Engineering and Sustainability (ICCHES 2023)	xxv
Organizing Committees	xxvi
<b>ICMAAE 2023</b>	
Message from the Chairman of the 6 <sup>th</sup> International Conference on Mechanical, Automotive and Aerospace Engineering (ICMAAE 2023)	xxviii
Organizing Committees	xxix
<b>ICEPEE 2023</b>	
Message from the Chairman of the 6 <sup>th</sup> International Conference on Engineering Professional Ethics and Education (ICEPEE 2023)	xxxi
Organizing Committees	xxxiii
International Islamic University Malaysia	xxxiv
Kulliyyah of Engineering, IIUM	xxxv
Acknowledgment	xxxviii

## MECHANICAL, AUTOMATIVE AND AEROSPACE ENGINEERING

<b>THE EFFECT OF COEFFICIENT OF FRICTION BETWEEN RAIL VEHICLE WHEELS AND RAIL TRACK ON OPERATION POWER CONSUMPTION</b>	
<i>Nur Shahibrahim Mahamudin, Fadly Jashi Darsivan</i>	1 - 6
<b>ENHANCING AND ENRICHING AN EXISTING 3-AXIS CNC MACHINE FOR TEACHING AND LEARNING: A CASE STUDY AT IIUM</b>	
<i>Dakhel Abdulrahman, Tanveer Saleh</i>	7 - 13
<b>ANALYSIS AND MODELLING OF LASER-MICRO EDM-BASED HYBRID MICRO MILLING ON STAINLESS STEEL (SUS304) USING BOX BEHNKEN DESIGN</b>	
<i>Mir Akmam Noor Rashid, Tanveer Saleh, S.B. Abdul Hamid, Muhammad Mahbubur Rashid</i>	14 - 18
<b>NUMERICAL STUDY ON STABILITY OF OBLIQUE WING CONFIGURATION</b>	
<i>Mohamed Ali Jaffar syed, Muhammad Hafiz M.Shaari</i>	19 - 26

## CHEMICAL ENGINEERING & SUSTAINABILITY

<b>SURFACE RESISTIVITY OF CARBON NANOTUBE FILLED PRESSURE SENSITIVE ADHESIVE AFTER ANNEALING PROCESS</b>	
<i>Mah Hong Yew, Jamarosliza Jamaluddin, Nadia Adrus, Luqman Abdullah Chuah</i>	27 - 31
<b>REMOVAL OF CHLORAMPHENICOL COMPOUNDS USING HYDROCHAR FROM DRIED LEAVES</b>	
<i>Isswar Senthil Kumeren, Noorashrina A Hamid</i>	32 - 41

<b>ROLE OF HYDROXYL IONS IN THE GROWTH OF 1-D ZINC OXIDE ON WIRE USING DIRECT HEATING METHOD</b>	
<i>Anh Thi Le, Thi Duy Hanh Le, Nguyen Anh Tuan Huynh, Kuan-Yew Cheong, Chee-Meng Koe, Wai-Kian Tan, Binti Sabar Sumiyyah, Swee-Yong Pung</i>	42 - 46
<b>QUALITATIVE METABOLITE PROFILING OF GENETICALLY MODIFIED <i>Escherichia coli</i> DURING XYLITOL PRODUCTION USING GC-MS</b>	
<i>Dayang Nurfaizatulqurain Abg. Zaidel, Zanariah Hashim, Rosli Md. Illias</i>	47 - 51
<b>INFLUENCE OF CONTINUOUS FLOW BEAD-MILLING PROCESS PARAMETERS ON SULFUR CURATIVE AND ITS PERFORMANCE FOR ELASTOMERIC RUBBER COMPOSITES</b>	
<i>Mohamad Firdaus Omar, Fathilah Ali, Mohammed Saedi Jami, Azlin Suhaida Azmi, Farah Ahmad, Mohd Zahid Marzuki</i>	52 - 56
<b>PROFILING ANAEROBIC DIGESTION STAGES FROM CAFETERIA FOOD WASTE FOR PRODUCTION OF BIOGAS</b>	
<i>Mariatul Fadzilah, Ahmad Iman Ikmal Adanan, Husna Ahmad Tajuddin, Azlin Suhaida Azmi</i>	57 - 63
<b>ENHANCED REMOVAL OF MULTI-METAL ION BY GRAPHENE OXIDE POLYETHERSULFONE NANOCOMPOSITE ADSORPTIVE MEMBRANE</b>	
<i>Nik-Rashida Nik-Abdul-Ghani, Mohammed Saedi Jami, Md. Zahangir Alam, Nurul Sakinah Engliman</i>	64 - 68
<b>EFFECT OF POLYLACTIC ACID (PLA) CONCENTRATIONS ON TENSILE PROPERTIES FOR TRANSDERMAL PATCH</b>	
<i>Asma Kherchi, Fathilah Ali, Farah Ahmad, Azlin Suhaida Azmi</i>	69 - 73
<b>MODELING OF <i>E. COLI</i> GROWTH, GLUCOSE CONSUMPTION, AND RECOMBINANT COLLAGEN-LIKE PROTEIN FORMATION KINETICS</b>	
<i>Abeir Hussein Mohamed Gameil, Faridah Yusof, Azlin Suhaida Azmi, Noor Illi Mohamad Puad</i>	74 - 78
<b>EFFECT OF STABILITY AND BACTERIAL INHIBITION ACTIVITY OF MELASTOMA MALABATHRICUM LINN LEAVES PLANT EXTRACT IN A WATER-BASED EMULSION</b>	
<i>Nur Athirah Abdul Rahman, Norashikin Ahmad Zamanhuri</i>	79 - 87
<b>A REVIEW: ESTABLISHMENT AND APPLICATIONS OF STARCHY CROPS CELL SUSPENSION CULTURES</b>	
<i>Nur Syazwani Nadhirah Mohd sofri, Noor Illi Mohamad Puad, Sarina Sulaiman, Yusilawati Ahmad Nor, Fazlena Hamzah</i>	88 - 93
<b>CO<sub>2</sub> SOLUBILIZATION IN ALKALINE SOLVENTS</b>	
<i>Soumayat Ali Ibrahim Mze, Azlin Suhaida Azmi, Noor Illi Mohamad Puad, Farah Ahmad, Firdaus Abd Wahab, Syarifah Nor Faizah Sy Abd Rahman</i>	94 - 100
<b>THE IMPACTS OF COVID-19 ON MUNICIPAL AND CLINICAL SOLID WASTE GENERATION IN SELANGOR THROUGHOUT 2019-2021</b>	
<i>Nurul Iman Mohd Daud, Husna Ahmad Tajuddin, Muhammad Syahmi Amra, Mariatul Fadzillah Mansor, Noor Faizul Hadry Nordin</i>	101 - 105
<b>ADVERSE IMPACT ANALYSIS OF BLOCKCHAIN APPLICATION ON SUSTAINABILITY FOR CHEMICAL INDUSTRY</b>	
<i>Md Rafiqul Islam</i>	106 - 110
<b>THE STRATEGIES FOR IMPROVING PHOTOTHERMAL CONVERSION CAPABILITIES IN HYDROGEL POLYMER MATERIALS FOR SOLAR VAPOR GENERATION</b>	
<i>Flora Serati, Syazwani Mohd Zaki, Ahmad Akid</i>	111 - 122



# EFFECT OF POLYLACTIC ACID (PLA) CONCENTRATIONS ON TENSILE PROPERTIES FOR TRANSDERMAL PATCH

ASMA KHERCHI<sup>1</sup>, FATHILAH ALI<sup>1</sup>,  
FARAH AHMAD<sup>1</sup>, AZLIN SUHAIDA AZMI<sup>1</sup>, HAZLEEN ANUAR<sup>2</sup>

<sup>1</sup>*Department of Chemical Engineering and Sustainability, Faculty of Engineering, International Islamic University Malaysia, Jalan Gombak, 53100, Kuala Lumpur, Malaysia*

<sup>2</sup>*Department of Manufacturing and Materials Engineering, Faculty of Engineering, International Islamic University Malaysia, Jalan Gombak, 53100, Kuala Lumpur, Malaysia.*

\*Corresponding author: [fathilah@iium.edu.my](mailto:fathilah@iium.edu.my)

---

**ABSTRACT:** The usage of petrochemical-based polymers is tremendous, and this is partially due to excellent mechanical properties and durability. However, with the continuous usage and development of materials, the after-use of these materials is causing huge problems for the environment. As it is non-degradable and lasts long for hundreds of years, it remains in the environment surrounding us. Conventional patches used in transdermal patches are made from non-degradable polymeric materials, thus, research on biodegradable polymers such as polylactic acid (PLA) is crucial for the usage as a patch. To achieve the requisite flexible properties for transdermal patches, the selection of appropriate materials should be considered. In this study, a fabricated semi-automated patch machine was utilized for the preparation of PLA film. Thus, it is crucial to optimize the PLA concentrations using this device. The tensile properties were examined with various polylactic acid (PLA) concentrations. The goal is to identify the ideal concentration that balances the flexibility and strength of the PLA film. Tensile testing was conducted on PLA films at five different concentrations (7%, 10%, 13%, and 15% ) (w/v %). Key factors such as Young's Modulus, ultimate tensile strength (UTS), and strain at break were assessed on these PLA films. According to preliminary findings, the concentration of PLA has a significant impact on the mechanical behavior of PLA films. For transdermal and cosmeceutical patches to have the right flexibility and strength, choosing the best PLA concentration is essential. A sustainable and environmentally responsible alternative to traditional non-degradable polymers can be provided by incorporating these mechanical behavior discoveries into the creation of biodegradable patches. Our research advances environmentally friendly approaches to medicine delivery and material science.

---

**KEYWORDS:** *Polylactic Acid (PLA), Flexibility, Ultimate Tensile Strength, Transdermal Patch.*

## 1. INTRODUCTION

The scope of research on immunology kits, biosensors, and drug delivery devices has greatly expanded over the past three decades. With the development of new pharmacological dosage forms, it is now possible to duplicate the adverse effects of conventional dosage forms by introducing chemicals into the body through the skin [1]. Transdermal drug delivery system (TDDS) or, more commonly, transdermal patches refer to a method of administering medications topically in the form of patches that, when applied to the skin, release the

---

medication at a controlled and predetermined rate throughout the skin to improve therapeutic efficacy and reduce side effects. For an effective transdermal drug delivery system, the drug must be able to easily enter the skin and reach the target site [2].

The main supporting structure (matrix) of a transdermal patch is the polymer. It regulates how the drug diffuses from the patch [3]. The polymer utilized as a matrix must be guaranteed to be secure for skin contact and approved by the US Food and Drug Administration (USFDA) [4,5]. However, the main cause of pollution in the land, air, soil, and water is from non-biodegradable trash [6]. So, degradable polymers have since gained popularity in drug delivery applications. Due to their biocompatibility and degradability qualities [7].

The most widely researched and promising biopolymer is Polylactic acid (PLA), used in transdermal patch development, which has drawn a lot of interest because of its biocompatibility, fully biodegradable, nontoxic, and adaptable mechanical properties.[5]

The purpose of this study is to determine how varying PLA concentrations affect patches' flexibility.

## 2. MATERIALS AND METHODS

Polylactic acid (Ingeo biopolymer 3251 D) was purchased from Nature Works LLC, Minnetonka, MN, USA with an average molecular weight (Mw) of 148000 g/mol. Chloroform was purchased from HmbG chemicals (analytical grades, Germany) and used as it is.

### 2.1. Preparation of polylactic acid (PLA) film in various concentrations

PLA beads were oven-dried for 24 hours at 40 °C before using it. Then, PLA beads were dissolved in chloroform to create a solution that had a different concentration, the selected range was (7% to 15% (w/v) as it is shown in Table 1. The solution of PLA and chloroform was left on the stirring plate for four (4) hours. Following the dissolution of the PLA, the solution of the polymer was poured into a clean glass plate, and then cast using the semi-automated patch fabricator and allowed to dry all night. Glass plates are suitable since they have a smooth, clean surface that will make it simpler to peel the patch once the produced film has entirely dried.

Table 1: Selected Range of PLA Concentration

Sample Code	Volume of Chloroform (ml)	Concentration of PLA (w/v) %	Mass of PLA beads (g)
PLA 7	60	7%	PLA 7
PLA 10	60	10%	PLA 10
PLA 13	60	13%	PLA 13
PLA 15	60	15%	PLA 15

### 2.2. Universal Tensile Test

Elongation at break, Yield strength, and Young's modulus were determined using a Universal Testing Machine (Shimadzu, AGS-X, Japan). Samples were prepared in the laboratory, cut into 1 cm x 5 cm according to the America Society for Testing and Materials (ASTM D-882 type -V) with a crosshead speed of 5 mm/min. The results were taken as an average of five tests.

### 3. RESULTS AND DISCUSSION

#### 2.1. Mechanical properties

properties in terms of mechanical strength. The test shows how a material reacts to the force applied in strain. As observed from Figure 1, PLA10 film is more flexible and less likely to fail during application and usage because it has a higher elongation at break, which means it can withstand greater deformation without breaking.

The tension at which a material switches from elastic to plastic deformation is known as the yield point. The yield point for the PLA10 concentration is at  $X = 3.344\%$  and  $Y = 20.31$  MPa, indicating a balanced behavior. The PLA10 film has a moderate yield point, which shows that it can withstand tension before deforming plastically. This makes it resilient and less likely to experience substantial deformation under normal conditions.

The 15% PLA concentration (PLA15) demonstrates the largest elongation at break (27.81%), showing good flexibility, but it also displays a higher Ultimate Tensile Strength (UTS) value (28 MPa). The material may be somewhat hard and less flexible under stress at high UTS. The film's excessive stiffness may result in decreased conformability and a higher chance of patch separation. The 7% (w/v%) PLA concentration (PLA7), on the other hand, shows lower elongation at break (7.4%) and UST (7.4 MPa), which indicates decreased flexibility and probable brittleness.

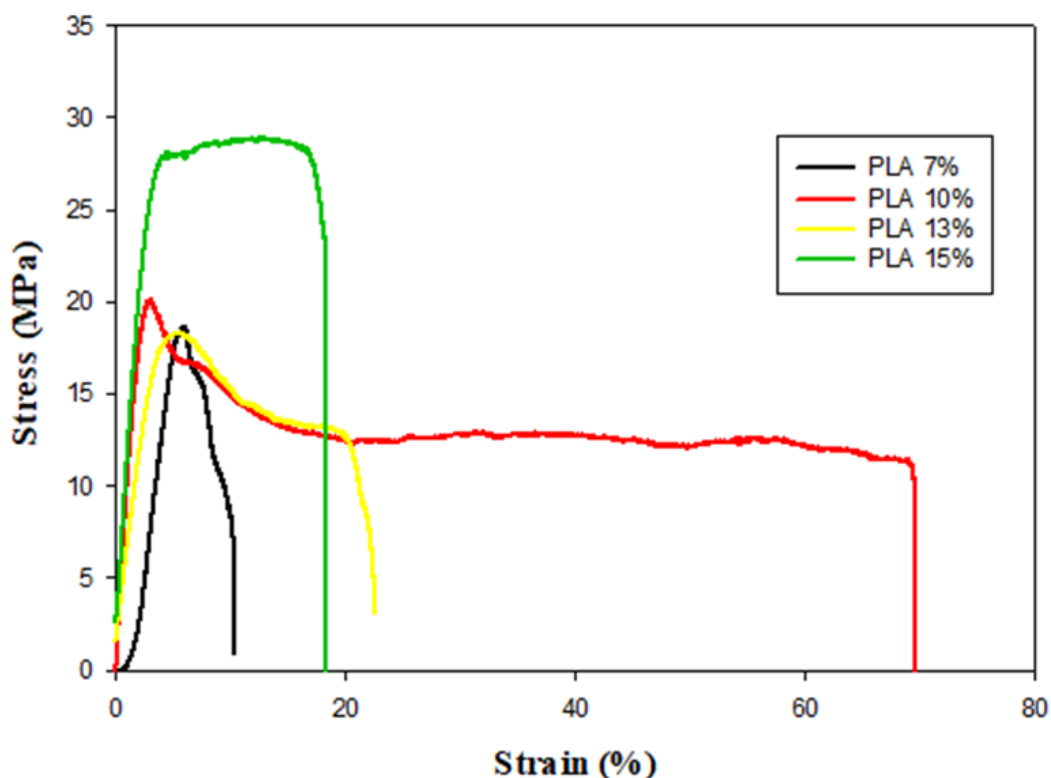


Fig. 1. Effect of PLA concentration on mechanical performance: strain-stress behavior study.



The ability of a material to stretch and deform before breaking is determined by a mechanical feature called the elongation at break [9]. The elongation at break of polylactic acid (PLA) films made at different concentrations (7%, 10%, 13%, and 15%) (w/v %) for the creation of flexible transdermal patches was examined in this study. Stress-strain curves generated from tensile testing of the PLA films were used to calculate the elongation at break values [5,9].

Figure 2 represents the elongation at break data for each PLA concentration. Based on the data it can be deduced from this figure that elongation at break increases up to 10% (w/v%) PLA concentration and decreases at 7% (w/v). Chain alignment, entanglement, and amorphous morphology are likely best balanced around 10% PLA concentration, allowing for improved chain mobility and deformability. The astounding elongation shown for the 10% (w/v%) concentration is the outcome of this.

Due to the lower concentration of PLA chains, the 7% (w/v%) PLA concentration's restricted elongation at break may be caused by insufficient chain alignment and tangling. With an intermediate elongation value and a 15% (w/v%) PLA content, there may be a balance between some flexibility and growing stiffness, maybe because of increased crystallinity [10].

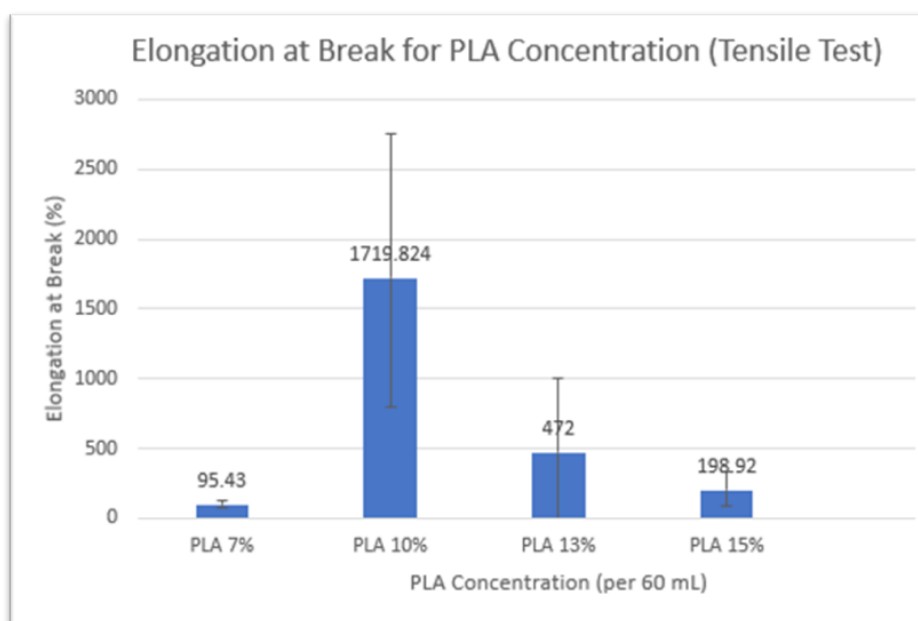


Fig. 2. Elongation at break of films prepared at different PLA concentrations.

#### 4. CONCLUSION

The maximum elongation at break (1719.8%) was seen at the 10% (w/v%) PLA concentration, demonstrating remarkable stretchability and flexibility. The 10% (w/v%) PLA concentration was the most flexible of the investigated concentrations due to decreased Young's modulus and yield stress. Lower elongation at break was observed at the 7% (w/v%) and 15% (w/v %) concentrations, indicating reduced stretchability because of inadequate chain alignment and increased crystallinity, respectively. Overall, flexible PLA films with a 10% (w/v %) PLA concentration showed the best tensile properties to be used as a patch.

## ACKNOWLEDGEMENT

The authors would like to thank the International Islamic University Malaysia (IIUM) and Kulliyyah of Engineering for their support in terms of lab facilities.

## REFERENCES

- [1] A. S. Morozova, E. N. Vilchevskaya, W. H. Müller, and N. M. Bessonov, "Models for drug release of gentamicin in a polylactic acid matrix," *Mathematics and Mechanics of Complex Systems*, vol. 8, no. 4, pp. 307–320, 2020, doi: 10.2140/MEMOCS.2020.8.307.
- [2] M. Orthofer *et al.*, "Identification of ALK in thinness," *Cell*, vol. 181, no. 6, pp. 1246-1262.e22, Jun. 2020, doi: 10.1016/j.cell.2020.04.034.
- [3] S. Johnson Udaya Chander, S. J. Johnson Udaya Chander, and M. T. Sidheek, "FORMULATION AND EVALUATION OF SALBUTAMOL TRANSDERMAL MEMBRANES USING POLYETHYLENE GLYCOL AS PERMEATION ENHANCER Article in WORLD JOURNAL OF PHARMACY AND PHARMACEUTICAL SCIENCES
- [4] "Drugs@FDA Glossary of Terms | FDA." <https://www.fda.gov/drugs/drug-approvals-and-databases/drugsfda-glossary-terms> (accessed Jan. 19, 2023).
- [5] S. A. Adli, F. Binti Ali, A. S. Azmi, H. Anuar, and R. Hasham, "BIODEGRADABLE POLYMER COMPOSITE FOR COSMETIC PATCH," 2019.
- [6] J. S. C. Lo et al., "Optimization of polylactic acid-based medical textiles via electrospinning for healthcare apparel and personal protective equipment," *Sustain Chem Pharm*, vol. 30, p. 100891, Dec. 2022, doi: 10.1016/J.SCP.2022.100891.
- [7] P. Goel, R. Arora, R. Haleem, and S. Kr. Shukla, "Advances in Bio-degradable Polymer Composites-Based Packaging Material," *Chemistry Africa*, pp. 1–21, 2022.
- [8] S. S. Nair, "POLYVINYL ALCOHOL BASED TRANSDERMAL DEVICES FOR ENHANCED SKIN PERMEATION," 2019, doi: 10.26479/2019.0501.09.
- [9] D. J. Patel, A. M. Vyas, S. G. Rathi, and S. K. Shah, "Formulation and Evaluation of Transdermal Patch of Apixaban," *Int. J Pharm Sci Rev Res*, vol. 69, no. 2, Aug. 2021, doi: 10.47583/ijpsrr.2021.v69i02.009.
- [10] T. T. Li et al., "Preparation and property evaluations of PCL/PLA composite films," *Journal of Polymer Research*, vol. 28, no. 5, pp. 1–9, May 2021, doi: 10.1007/S10965-021-02439-8/METRICS.